


# GEL PRESTRESSED CONCRETE PILES



**I 35x35**




**TIS 396-2524**

		<b>Cross section area</b>	<b>880 sq.cm.</b>
<b>Length of pile</b>	<b>10-26 m.</b>	<b>Unit weight</b>	<b>221 kg./m.</b>
<b>Allowable design load</b>	<b>25-55 tons.</b>	<b>Perimeter</b>	<b>173 cm.</b>



**I 40x40**




**TIS 396-2524**

		<b>Cross section area</b>	<b>1065 sq.cm.</b>
<b>Length of pile</b>	<b>10-28 m.</b>	<b>Unit weight</b>	<b>256 kg./m.</b>
<b>Allowable design load</b>	<b>30-70 tons.</b>	<b>Perimeter</b>	<b>195 cm.</b>



**I 40x40**




**TIS 396-2524**

		<b>Cross section area</b>	<b>1240 sq.cm.</b>
<b>Length of pile</b>	<b>10-28 m.</b>	<b>Unit weight</b>	<b>298 kg./m.</b>
<b>Allowable design load</b>	<b>30-80 tons.</b>	<b>Perimeter</b>	<b>187 cm.</b>



**I 45x45**




**TIS 396-2524**

		<b>Cross section area</b>	<b>1500 sq.cm.</b>
<b>Length of pile</b>	<b>10-29 m.</b>	<b>Unit weight</b>	<b>360 kg./m.</b>
<b>Allowable design load</b>	<b>50-100 tons.</b>	<b>Perimeter</b>	<b>214 cm.</b>



**DH 52.5x52.5**



**TIS 396-2524**

		<b>Cross section area</b>	<b>2050 sq.cm.</b>
<b>Length of pile</b>	<b>10-30 m.</b>	<b>Unit weight</b>	<b>492 kg./m.</b>
<b>Allowable design load</b>	<b>90-135 tons.</b>	<b>Perimeter</b>	<b>237 cm.</b>

**Average Cohesion Value for Bangkok Area**

